



AI Toolkit for Special Educators

By Amanda Peters, Instructional Tech Coach

April 2024

Statewide Professional Development to Support the Workforce and Low Incidence Disability Areas.

Agenda

Learn AI tools that will save you time and help your students be more independent.
We will explore the free tools...

- MagicSchool ai
- Curipod
- Chat GPT
- Goblin Tools
- Seeing AI and Google Lookout
- Canva Magic Tools

Tasks pt 1

We will cover the features of the AI tools that will help us complete the following tasks:

- Create social stories in 3 clicks
- Generate interactive slides
- Create lesson plans in record time
- Adapt a lesson to a student's reading level
- Generate a Choice Board
- Generate comprehension questions based on text or a YouTube video

Tasks pt. 2

We will cover the features of the AI tools that will help us complete the following tasks:


- Generate decodable text on any topic
- Break an assignment down into smaller steps
- Empower students to be more independent readers with Seeing AI and Google Lookout
- Empower students to creatively express themselves using Canva Magic Studio




Magic School AI





Generative AI made to save you prep time.




What is MagicSchool?





-  Magic Tools
-  Raina (Chatbot)
-  Output History



-  Love
-  Training
-  Share the Magic
-  Upgrade





All Planning Content Questions Intellectual Prep Student Support Communication Community Tools

Favorites [Change Order](#)

 **Student Work Feedback** 
Based on a custom criteria, have AI give areas of strength & areas for growth on...

 **Informational Texts** 
Generate original informational texts for your class, customized to the topic of yo...

 **Text Scaffolder** 
Take any text and scaffold it for readers who are behind grade level or need extra...

 **Multiple Choice Assessments** 
Create a multiple choice assessment based on any topic, standard(s), or... **Report Card Comments** 
Generate report card comments with a student's strengths and areas for growth. **Lesson Plan** 
Generate a lesson plan for a topic or objective you're teaching. **Text Rewriter** 
Take any text and rewrite it with custom criteria however you'd like! **YouTube Video Questions** 
Generate guiding questions aligned to a YouTube video. **Informational Texts** 
Generate original informational texts for your class, customized to the topic of yo... **Academic Content** 
Generate original academic content customized to the criteria of your choice. **Text Dependent Questions** 
Generate text-dependent questions for students based on any text that you input. **Rubric Generator** 
Have AI write a rubric for an assignment you are creating for your class in a table...

Best Practices for Using AI

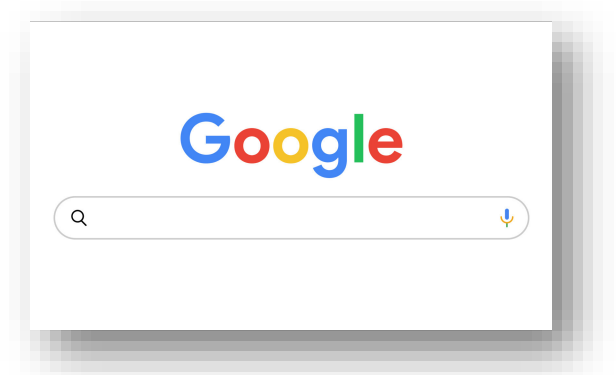
- **Check for Bias and Accuracy:** AI might occasionally produce biased or incorrect content. Always double-check before sharing with students.
- **The 80-20 Approach:** Use AI for initial work, but make sure to add your final touch, review for bias and accuracy, and contextualize appropriately for the last 20%.
- **Know the Limits:** AI's knowledge stops on its last training date, so recent topics may not be up to date.
- **Protect Privacy:** Don't include personal student details like names or addresses. MagicSchool promptly removes any accidentally submitted information.

AI Prompting 101

Prompting AI is different than conducting a Google search

Effective searches are short, concise and cast a wide net.

Effective prompts describe clearly and specifically what you want the LLM to produce.



AI Prompting 102

| Guidelines | Examples |
|--|--|
| Define the role you want the AI to assume | Begin your prompt with “You are a master occupational therapist” |
| Define the task you want the AI to complete. | Create a choice board that helps students work on their pincher grasp. |
| Add important details to make sure that your generated file matches the output you are looking for | The choice board should allow for a wide variety of fine motor activities. Materials available include crayons, markers, playdough, clothespins, and string. |

Getting Started with MagicSchool

Log in to:

[App.magicschool.ai](https://app.magicschool.ai)

Immerse yourself in the awe-inspiring beauty and complexity of the cosmos.

1. Experience the grandeur of the universe and marvel at its sheer magnitude.
2. Delve into the depths of space and witness the wonders that await you.

Getting started with MagicSchool

Log in at app.magicschool.ai

The screenshot displays the MagicSchool app interface. On the left is a vertical navigation menu with the following items: Magic Tools (highlighted), Raina (Chatbot), Output History, MagicStudent, Love, Training, Share the Magic, and Upgrade. At the bottom of the menu is the logo 'TEACHERS ARE MAGIC'. The main content area features a search bar and a horizontal menu of categories: All, Planning, Content, Questions, Intellectual Prep, and Student Support (indicated by a red arrow). Below this are 'Favorites' and 'All Tools' sections. The 'Favorites' section includes 'Text Leveler' and 'Social Stories'. The 'All Tools' section includes 'Student Work Feedback', 'Text Leveler', 'Sentence Starters', 'IEP Generator', 'Social Stories', and 'Behavior Intervention Suggestions'. A 'Sort by' dropdown menu is set to 'Most Popular'.

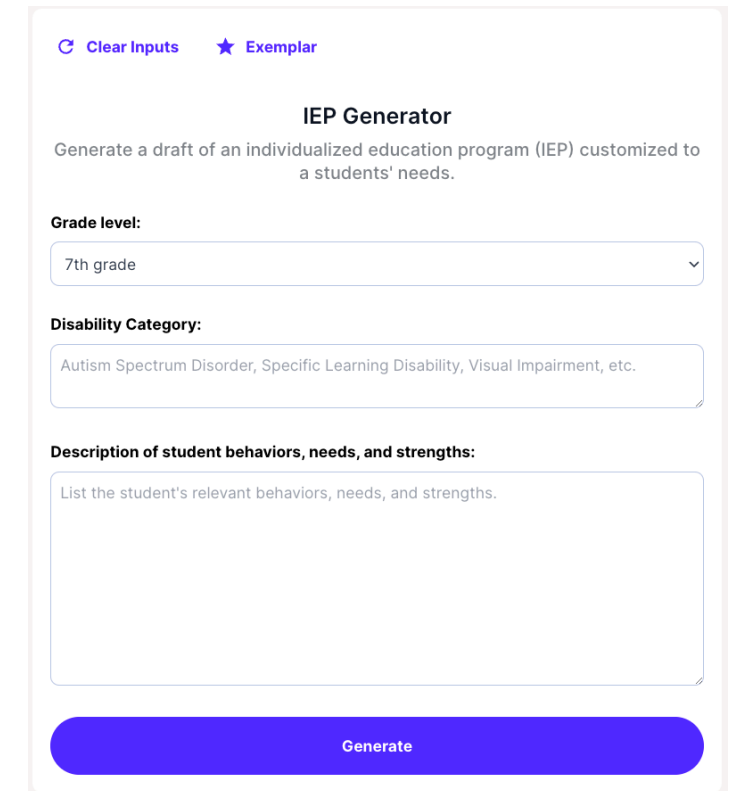
Try It Yourself

Look through the Student Support tools and:

1. Find a tool you would use often
2. Open the tool and try generating an output for a student or situation that would save you time.
3. Review the output you get and revise the prompt you gave if needed.

MagicSchool makes Prompting Easier

- Each tool defines the task you want the AI to accomplish
- Each tool allows you to quickly define the role you want the AI to assume.
- You just have to fill in a few details.




The screenshot shows the 'IEP Generator' interface. At the top, there are two links: 'Clear Inputs' and 'Exemplar'. Below the title 'IEP Generator', there is a description: 'Generate a draft of an individualized education program (IEP) customized to a students' needs.' The form includes three input fields: 'Grade level:' with a dropdown menu showing '7th grade', 'Disability Category:' with a text input field containing 'Autism Spectrum Disorder, Specific Learning Disability, Visual Impairment, etc.', and 'Description of student behaviors, needs, and strengths:' with a large text area containing the placeholder text 'List the student's relevant behaviors, needs, and strengths.'. At the bottom, there is a prominent blue 'Generate' button.

Share out!

- What tool did you use – what did you think of the results?
- How did changing the prompt change your output?

MagicSchool Free vs Paid

| |  |  |  |
|---|---|---|---|
| Features | Free | \$11.99/mo billed monthly 8.33/mo (\$99.96 yearly) - 30% off | Innovators Program (Special pricing and pilots through EOY) |
| 60+ AI Tools & Growing (lesson planning, differentiation, writing feedback, IEP writing, and more!) | <input checked="" type="checkbox"/> | <input checked="" type="checkbox"/> Unlimited | <input checked="" type="checkbox"/> Unlimited |
| Raina (educational chatbot) | <input checked="" type="checkbox"/> | <input checked="" type="checkbox"/> Unlimited | <input checked="" type="checkbox"/> Unlimited |
| Chrome Extension | <input checked="" type="checkbox"/> | <input checked="" type="checkbox"/> Unlimited | <input checked="" type="checkbox"/> Unlimited |
| Saved output history, resources, and threads | Limited | <input checked="" type="checkbox"/> Unlimited | <input checked="" type="checkbox"/> Unlimited |
| Exclusive early access to new features and premium tools | <input type="checkbox"/> | <input checked="" type="checkbox"/> | <input checked="" type="checkbox"/> |
| Raina customizations in all 60+ tools (differentiate, modify, resources, custom prompts) | <input type="checkbox"/> | <input checked="" type="checkbox"/> | <input checked="" type="checkbox"/> |
| Integrations (Google exports, future MS exports & other LMS integrations) | <input type="checkbox"/> | <input checked="" type="checkbox"/> | <input checked="" type="checkbox"/> |
| Customizations & Feature Requests | <input type="checkbox"/> | <input type="checkbox"/> | <input checked="" type="checkbox"/> |
| Support | Community (Facebook Group) | In-App chat | PD options, dedicated support with monthly check-ins, usage analytics, and more. |
| SSO / Privacy | FERPA Compliant | FERPA Compliant | School/District DPA & any SSO |

**Usage will only be unlimited for 1 person per account. It will only be limited if account sharing is suspected and other extreme cases.*

Curipod

Log in at <https://curipod.com/>

Generate interactive slides with just a few clicks.

The logo for Curipod, featuring the word "Curipod" in a bold, orange, sans-serif font. The letter "C" is stylized with two small dots inside it, resembling a smiley face. The logo is centered on a light beige rectangular background with a subtle drop shadow.

Curipod Slides

Use Slides for

1. Brain Breaks
2. Exit Tickets
3. Complete Lessons
4. Upload PDF to produce comprehension questions
5. So much more

Types of Interactive Slides

1. Open Ended
2. Poll (multiple Choice)
3. Draw
4. Word Cloud
5. AI Feedback

Curipod Free vs Paid

The screenshot shows the Curipod pricing page with a green header and four pricing cards. The header includes the Curipod logo, a search bar with 'Enter pin', and navigation links for 'Immerse yourself', 'Support', 'Pricing', and 'Home'. The pricing cards are as follows:

| Plan | Features | Price | Additional Info |
|---------------------|---|-------------------|--|
| Free | <ul style="list-style-type: none">All core featuresUnlimited participantsUnlimited Curipods20 monthly translator credits1000 character limit on student responses for AI feedbackEmail and chat support | Free forever | |
| Individual Premium | <ul style="list-style-type: none">Everything from "Free"Unlimited Translated slidesDownload as PDF2300 character limit on student responses for AI feedbackCustomizable AI Feedback for studentsPremium AI templatesIndividual student report | \$ 7.50 per month | Billed yearly or \$ 9 billed monthly |
| School site license | <ul style="list-style-type: none">"Premium" for all teachersShared teacher workspaceOne-click analysis of all studentsPriority supportPriority Data Privacy Agreement | \$3,999 | per school Get quote |
| District license | <ul style="list-style-type: none">Everything from "School site license"Single Sign-on (SSO) | \$3,999 | per school Book a meeting |

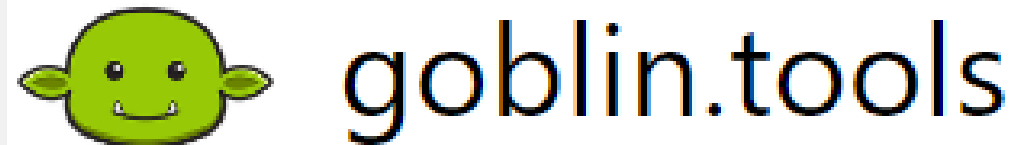
Local currency and VAT may apply

Goblin Tools

Log in at <https://goblin.tools/>

Generate checklists that break down big tasks into more manageable steps

Only free version available



ChatGPT and Chatbot Prompt Library for Educators

Listing ChatGPT as something to have in your toolkit is like listing Google Suite for Education – unlimited potential for what it can do, but only if you know the right prompts to use.



GenAI Chatbot Prompt Library for Educators can help you find the correct prompts to use – especially helpful if you are new to using ChatGPT or other generative AI tools. Prompts available specially for Special Needs.



Seeing AI and Google Lookout

Seeing AI is an iOS app – works on iPad or iPhone. Point your iPad/iPhone at any text and hear it read out loud, scan a barcode and get product information, take a photo of someone and hear a description of the person- including identifying facial expressions.

Google Lookout – is an Android app with the same features as Seeing AI. Students can use either one to be more independent in reading in any environment.



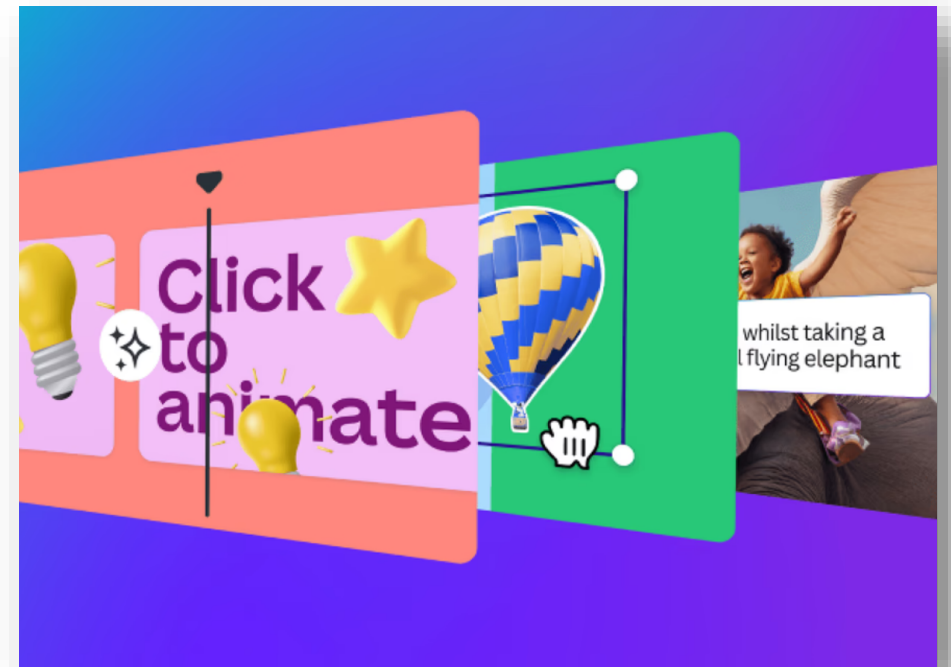
Canva Magic Studio

[Canva](#) is free for districts – must sign your district up to use the Magic Studio features.

[Magic Write](#)

Text to Image/Video

Docs to Decks





Thank you!

Amanda Peters

amanda.peters@isd917.org