



New tools, YES PLEASE!

Annie Lehrke-Minske

Statewide Professional Development to Support the
Workforce and Low Incidence Disability Areas.

New Tools, YES PLEASE!

- After this hour you will leave here with...
- Knowledge about Google Draw
- Knowledge about Canva
- Two tools in your toolbox, simple and free
- Ways to create templates, worksheets and more!



About Me:

- Deaf and Hard of Hearing from 2002-2017
- Taught Visual Arts from 2017-2022
- Coordinator of Educational Services from 2022 to present
- Recently obtained my Admin. Licensure

BFA in Visual Communications

M.Ed in Special Educations

Ed.S Educational Leadership/
Administration

Currently work in PreK-3rd Grade –
supporting teachers, district assessment,
special education and more!



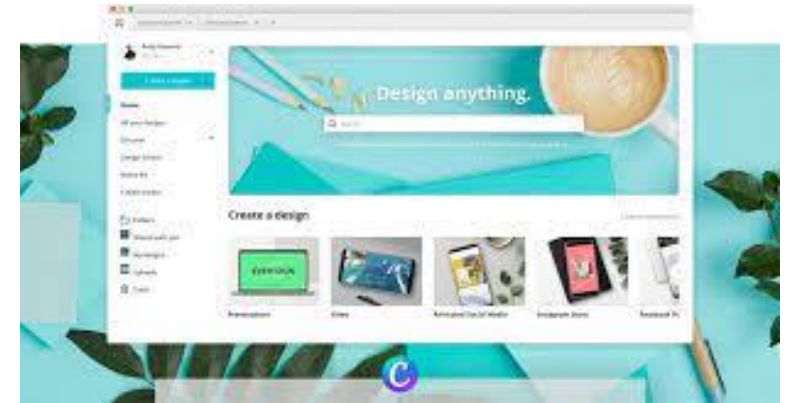
Canva

PROS

- Templates made for education
- Web –based / save in account – program
- User Friendly – premade designs
- Stock Photo Usage

CONS

- Cannot download “Raw” Files / just finished files
- Limits with templates/ Free version
- Some alignment issues
- Unique elements are not able to be created



Getting Started in Canva

Make an Account

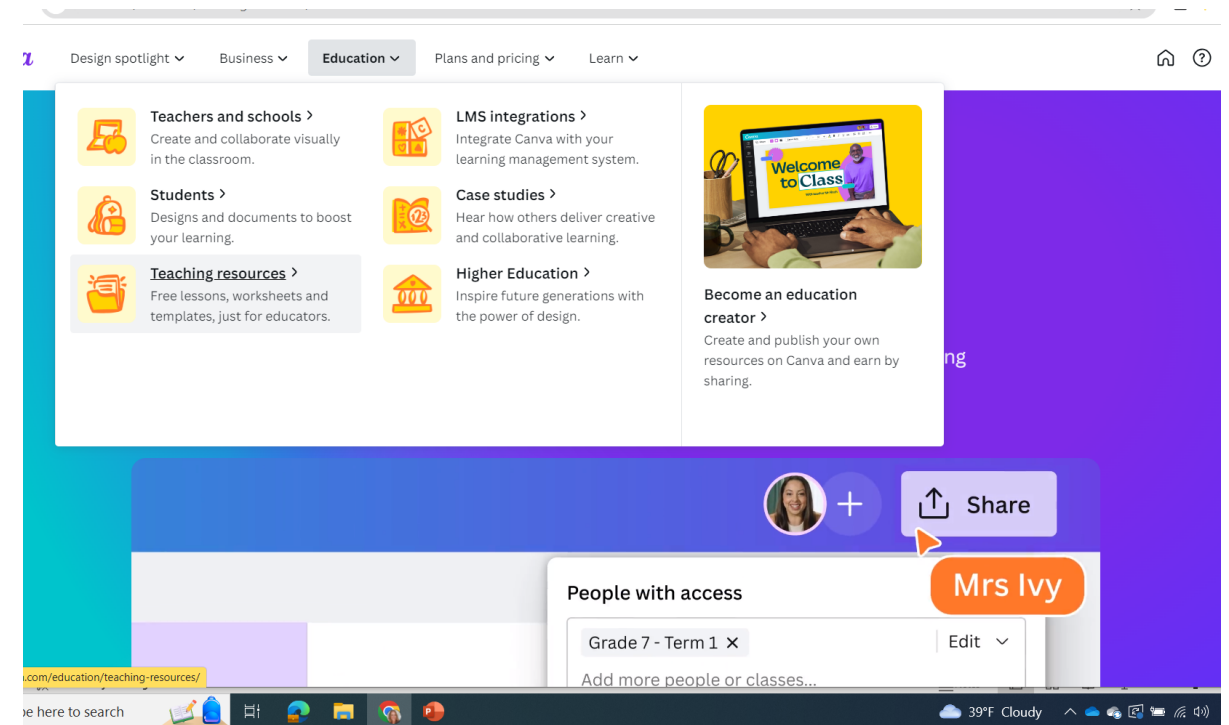
Explore the EDUCATION tab

Library of premade

Curricular material

Support with creation AI

More! (include design your own)



Go to Prices and Plan:

Go to Education and TEACHER/ VERIFY

The screenshot shows the Canva pricing and education options page. It features three main pricing plans: Free, Pro, and Teams. The Free plan is for individuals, the Pro plan is for individuals wanting unlimited access to premium content, and the Teams plan is for teams of all sizes. There are also two education-specific options: Education and Not-for-profit. The Education option is a powerful, free tool for classrooms, districts, and students. The Not-for-profit option is free for all registered nonprofits. A 'Compare pricing' link is also visible. Below the pricing plans, there are several examples of designs created using Canva, including a 'Rules' poster, a 'Family Fun Day' poster, and a 'Design Presentation' slide.

Free >
For anyone to design anything, on their own or with family, friends, or others. No experience required.

Pro >
For individuals wanting unlimited access to premium content and design tools.

Teams >
For teams of all sizes wanting to create together, with premium workplace and brand tools.

Education >
A powerful, free tool for classrooms, districts and students.

Not-for-profit >
Canva Pro is free for all registered nonprofits. Apply today.

[Compare pricing >](#)

Inspiring teachers and engaging students

Create and personalize lesson plans, infographics, posters, video, and more. **100% free** for teachers and students at eligible schools.

Teachers

[Get verified](#)

Schools

[Contact Us](#)

Students

[Resources](#)

More examples

BEHAVIOR REFLECTION REPORT



REASONS FOR RECEIVING THIS REPORT *(check all that apply)*

The student is receiving this report because after (3) verbal warnings from the teacher, the student:

- did not respond appropriately when asked to do the work.
- did not respond appropriately when asked to follow classroom rules.
- did not respond respectfully to the directions given in class to do the work.
- was disrespectful towards others (teacher or other students) during class time.

STUDENT DECLARATION

I understand my behavior was wrong and that it caused time to be lost in the class for myself and for others. I will promise to show good behavior in future classes.



Student's name:	Parent signature:
Teacher's signature:	Date report to be returned:

BRAD'S INDIVIDUAL GOALS

- GOALS:**
- To make a wise seating choice during floor time
 - To not be distracted by my peers
- REWARD:**
- 10 minutes of tablet time after lunch

--	--	--	--	--



Hi, I am
Elijah

I am 8 years old and in class 2H.

Please read my profile below so you can understand who I am and how my unique mind works.

My strengths:

My goals are:

I need your help with:

Let's explore...

www.canva.com 10 min of peeking at site

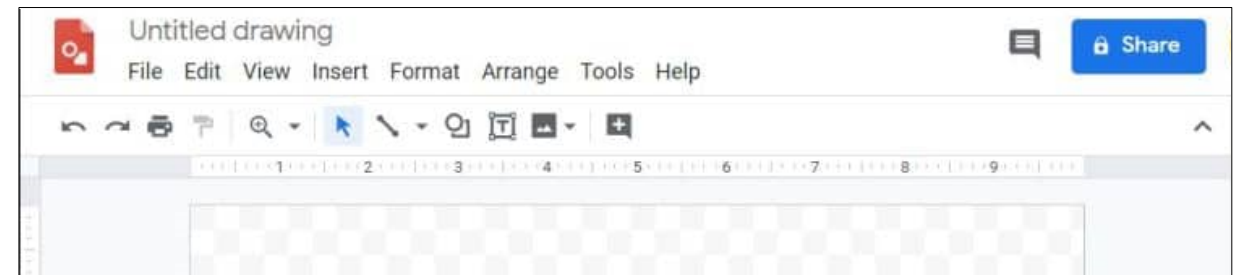
Google Drawing – Beginner Friendly approach to graphic design

PROS

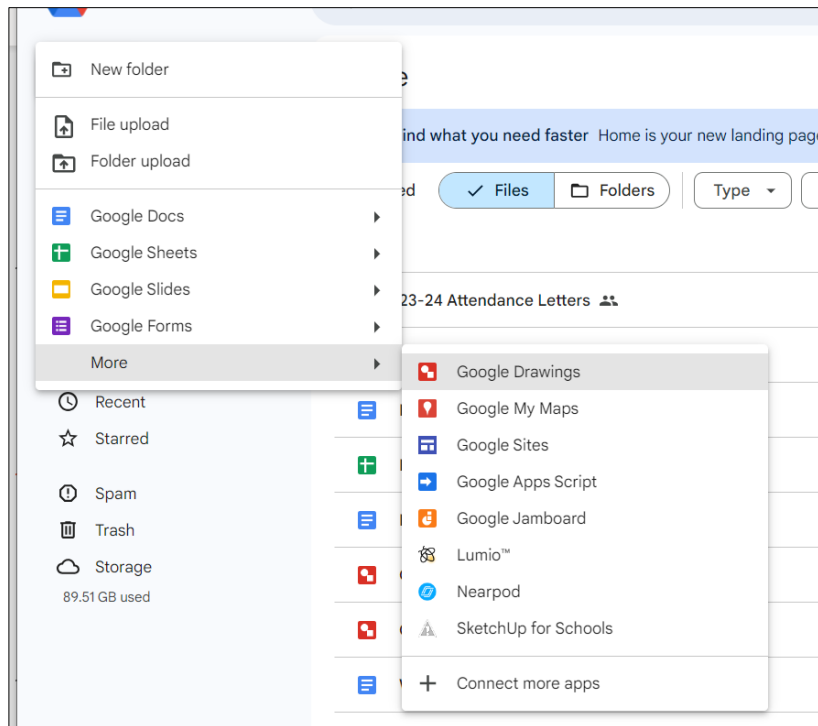
- Intuitive and versatile drawing program
- Cross-platform
- Deep integration with Google Workspace applications
- Free – great to work with teams / share
- Backgrounds always transparent

CONS

- Finding own graphics
- Only “one sheet”
- Templates



How to Add/Get Google Draw:



Go to your Google Drive

In the top left, click

FILE

NEW

MORE.....

Google Drawings.

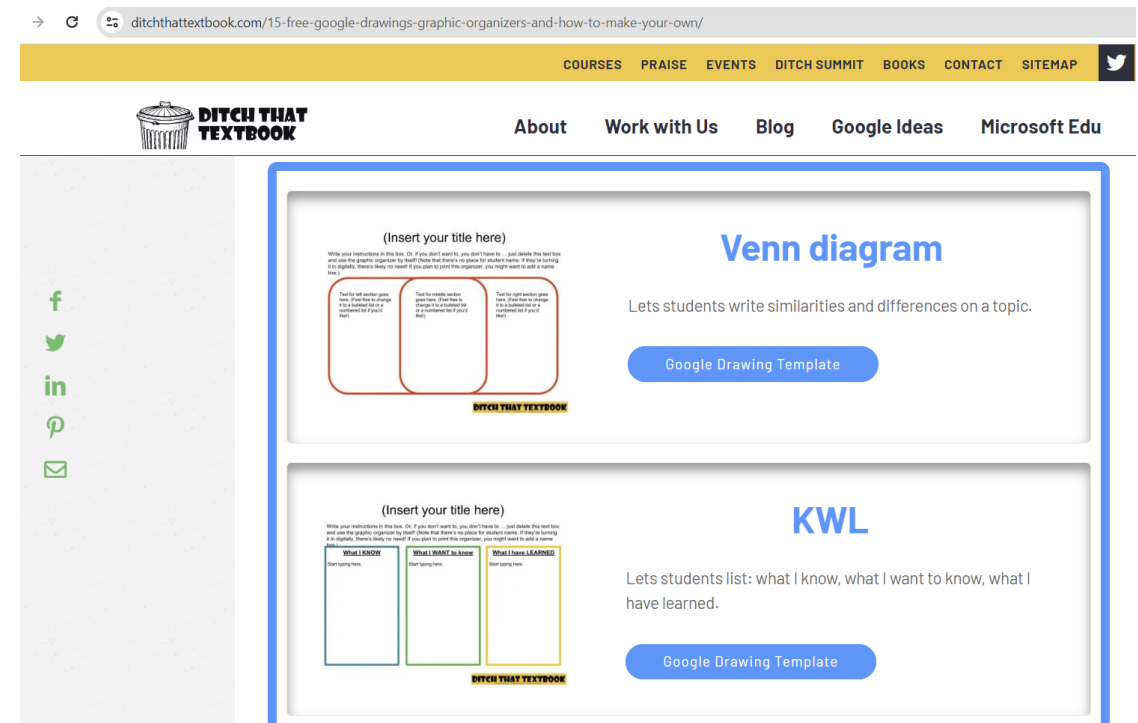
Templates for Google Draw

Go to: sites.google.com

Click on templates – options available

Or search “templates for Google Draw”

Example at right:



Examples


Made from scratch resources. Background is transparent, prints white.
Easy to move around – embedded graphics in google to access or upload

NAME: _____ **DATE:** _____ **END OF DAY CHECKOUT**

😊 One good thing that happened today:

☹️ Something I did not like about today:

How full is my bucket?



GOALS




- Try my best (4 or a 5) A= arguing B= blurting
- Did not shut down (4 or a 5)

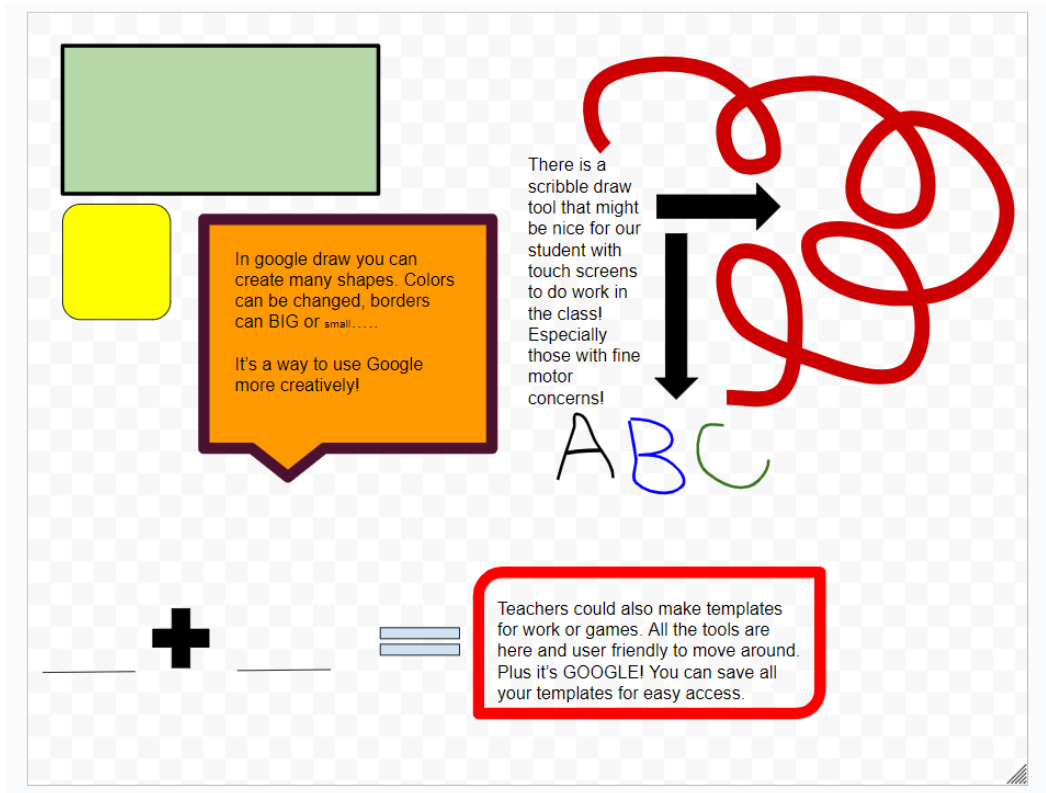
DATE: _____ **Possible Points 35**
Goal 24
My Points: _____

MATH	1	2	3	4	5	A	B
READING	1	2	3	4	5	A	B
WRITING	1	2	3	4	5	A	B
PHONICS	1	2	3	4	5	A	B
CENTERS AM	1	2	3	4	5	A	B
CENTERS PM	1	2	3	4	5	A	B
SOCIAL SCIENCE	1	2	3	4	5	A	B

NOTES:

1 - total shutdown, not working
2 - shut down but came back to listen
3 - took a break and recovered

How did I think I did today?   



Tools

Scribble draw tool

Easy to change colors

Size and thickness options

Shapes/Boxes/Text

Touchscreen friendly

Let's Explore

**Go to your google drive to access Google Draw
10 min of playing with tools**

Survey

Please scan the QR code and
answer the [survey](#) question.

THANK YOU!





QUESTIONS?

THANK YOU!

Need links to templates or more? Email me!

Annie Lehrke Minske, 218-616-4750

alehrkaminske@parkrapids.k12.mn.us

Park Rapids Public School Coordinator of Educational Services